

## RURAL DEVELOPMENT OF TELANGANA STATE

K Udaya Sree, Research Scholar, Department of Economics, Arunodaya University, Itanagar (Arunachal Pradesh)  
Dr. Manohar Karade, Research Supervisor, Department of Economics, Arunodaya University, Itanagar (Arunachal Pradesh)

### Abstract

Our way of life has been significantly altered as a result of the introduction of digital technologies, which include social media. These advancements have resulted in the availability of a plethora of advantages, including improved ease of use, streamlined communication, unrestricted access to information, increased social connectedness, and novel forms of the function that social media platforms play in Telangana's rural regions is the topic of investigation in this research. The design of the research study is descriptive, and the survey technique that was employed was cross-sectional. The population that is being sampled, which consists of people who live in the villages of Telangana, is called the targeted population. The poll asks questions of 900 people from 30 different villages spread over 30 districts. Farmers that use social media look for information on a variety of topics, including the weather, agricultural policies and plans implemented by the government, and the availability of high-quality seeds and fertilisers. In addition to that, the facility provides educational and training resources, as well as helping customers connect with specialists who can address their difficulties. The percentage of individuals who use social media for the purpose of promoting agricultural products and sharing farming methods is, as of right now, rather low. After the self-targeting programmes were implemented throughout the nation, there was a rise in the amount of participation from people of lower socioeconomic status, members of SC and ST, and women. The Public Distribution System (PDS), the Indira Awas Yojana (IAY), pension programmes, comprehensive sanitation initiatives, agricultural input subsidy programme, million wells programmes, debt forgiveness plan, and the drought relief programmes all had good benefits on livelihoods, albeit with less targeting..

*Keywords Social Media, Rural Development, Telangana*

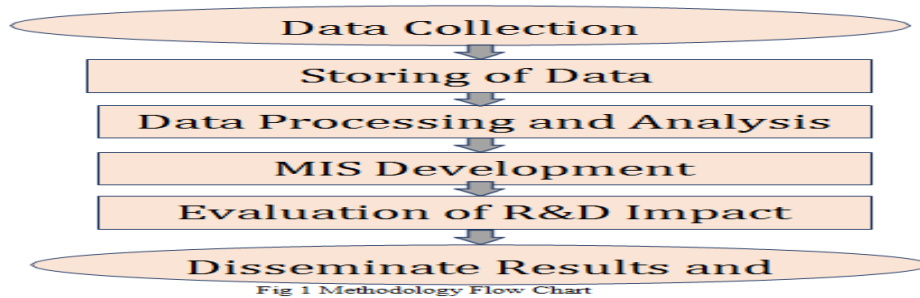
### Introduction

The forces of the market, in addition to the policies of the government, are contributing to the structural shifts that are taking place in communities. The hamlet of Dokur in Telangana, India, has been through significant transformations since the middle of the 1970s, and the essay looks at those transformations as well as their growth. The International Crops Research Institute for the Semi-Arid Tropics (ICRISAT) conducted the first study of the hamlet between the years 1975 and 1984. However, the town was resurveyed between the years 2001 and 2014. Since the 1980s, there has been a discernible shift toward more variety in its means of subsistence. Up until the middle of the 1970s, there was a greater emphasis placed on technology associated with the green revolution on the premise that the trickle-down effect would eliminate poverty. Therefore, in the first years, there were relatively few development programmes, and the most of them were centred on the expansion of agriculture. Even though the public distribution system had been in existence since the middle of the 1970s, the new government programme, which consisted of a 20-point plan, addressed poverty directly.

### Methodology

The socioeconomic development of rural India is described as the sustainable development that is governed by fundamental services such as health and medical facilities, schools, transport and road connections, excellent sanitation and clean water, and many other things, according to a literature assessment. Growth of the economy and advancements made in society are the two components that make up socioeconomic development. The expansion of the economy is mostly dependent on agriculture in India's rural regions, and sustainable agricultural expansion may be accomplished by farming methods that are technology-enabled, awareness-driven, and that deviate from traditional practises. In order to create this MIS, we used the approach that is outlined in the flow chart that may be seen below.

Data were collected for the purpose of analysis via the use of an online medium in the form of questions and responses. The questions are formulated for a variety of perspectives that are taken into consideration throughout the process of information collection for R&D related to rural areas.



## Performance of Rural Development Programmes in Telangana

### MGNREGS

24.65 lakh households were counted; 10.6 crore persondays were produced (88.5%); the total expenditure was Rs. 2768 crore; and 1.4 lakh households finished 100 days.

### NRLM

1836 new self-help groups were established, and an online accounting system was introduced to CBOs. Bank Linkage: Rs. 5917.50 Crores Bank Linkage has been disbursed in F.Y. 2017-18, compared to Rs. 5678.33 Crores in F.Y. 2016-17 (85% of the objective has been fulfilled); NPA has decreased from Rs. 5.35 Million in 2016-17 to Rs. 4.10 Million in 2017-18. The amount of Rs.42.13 Cr represents the expenditures made during the fiscal year 2017–18. Seventy percent of these expenses have been made as of March 5, 2018.

### NSAP

The amount of Rs. 197.60 Crores (88%) was spent during the Financial Year 2017-2018. 24144 (51.03%) of DDU-children GKY's were trained, and 16193 (67%) of them were placed. 11,465 young people were placed in jobs as a result of the 149 job fairs that were held.

### RURBAN

Rs. 329.29 Cr (Rs. 316.73 Cr Convergence & Rs. 12.5 Cr – CGF) (Rs. 316.73 Cr Convergence & Rs. 12.5 Cr – CGF) ii. (5 clusters have been declared as ODF, Sanitations works are in progress, Replacement of traditional Bulbs with LED , 3rd wire installation, construction of Rural Livestock Unit, Construction of extra class rooms etc) (5 clusters have been declared as ODF, Sanitations works are under progress, Replacement of conventional Bulbs with LED , 3rd wire installation, construction of Rural Livestock Unit, Construction of additional class rooms etc)

### PMGSY

The whole programme for 2017–2018 consists of 172 different bridges and 1162.18 kilometres (359 different roads), and its cost is anticipated to be 824.79 crores. The total expense, which likely includes march expenditure, comes to Rs. 156.45 Crs. With a total of 13 bridges and a road length of 258 kilometres, this project was a success.

The following will provide an overview of them for you: The process has been finished, and a number of crucial areas and indicators that are related to the investigation of the effect of socio-economic standing on rural areas that are restricted to the state of Telangana have been chosen. This was carried out in line with the prerequisites stipulated by the study.

In the course of this procedure, we came to the conclusion that we should conduct a survey, for which we have selected the following important indicators and factors connected to it:

- Health
- Changes taken place of health for children, woman & others
- Immunization
- Simple disease to complex diseases
- Blood Tests
- Diagnostics
- Education

## Objectives of the study

1. To study the Education Development in Telangana
2. To study the Privatisation of Education

### Education Development in Telangana

The state of Telangana being the youngest and one of the smallest states in India contributing to little less than 3 per cent of total population in the country but more than 4.5 per cent of the country's GDP. The per capita income of the state is 1.7 times higher than national average.

The performance of the state in some dimensions of development such as per capita income and economic growth seems to be impressive. But in the dimensions of educational development, there are still certain concerns as it will define and determinant factor of the future workforce.

Although social and economic development in a country or state influence its educational development to a certain extent, a determined state policy and resource allocations for educational development can make transform the both the other dimensions of development. Recognising the crucial role of education in economic development, social scientists, beginning with classical economist like Adam Smith and J. S. Mill, have been advocating the state policy and role as a prime mover in this respect. Research studies have been observing private and social returns for education along with its positive externalities in terms of increases in labour productivity, income earnings, and diffusion of technologies and skills. Human capital and capabilities theories have established instrumental role and intrinsic value of education in economic, social and human development. Human capital encompassing educational levels and skills, found to be an important source of economic growth along with the conventional factors, labour and capital. Hence, its importance can be seen in the perspectives of human capital and human development along with that of human rights. In this respect the universalising elementary education was one of the eight goals of Millennium Development Goals (MDGs) and carried forwarded in the post-2015 development agenda. More comprehensively the quality education is one among the 17 Sustainable Development Goals (SDGs).

### Privatisation of Education

Increasing privatization of education is another concern at the national level as well as across states in India in all the (school or higher) levels of education. As District Information on School Education (DISE) School Report Cards indicate more than half of the enrolment in school education in Telangana is in private schools in the state. Even rural areas it is high. As ASER 2018 shows nearly 41 per cent of school-going rural children of 6-14 years age in Telangana are attending private schools.

Year	Private	Total	% Private
1	2	3	4
<b>Colleges</b>			
2018-19	1700	1976	86.03
2015-16	1814	2032	89.27
<b>Enrolment</b>			
2018-19	928998	1095563	84.80
2015-16	1022049	1166653	87.61

As already mentioned above, more than two-thirds of educational institutions and enrolment at higher levels of education in India are privately managed. In Telangana it is further higher, private share is more than 80 percent of institutions providing higher education and enrolment in higher education courses in the state. Monitoring the quality education provided or learning facilitated in these private educational institutions is critical for educational development of the state and challenging one in the policy perspective.

### Data analysis

After determining the primary indicatives, the survey was organised by developing a survey form that had all of the necessary elements for the purpose of data collection from a minimum of one hundred villages distributed over a number of Telangana districts.

The first step in the process was to create a survey form that included all of these indicators of development. This form was then used to collect data from one hundred villages in the districts of Adilabad, Nalgonda, Mahaboob Nagar, Karimnagar, Medak, and Ranga Reddy in the state of Warangal. The population of these villages ranged from less than one thousand people to more than two thousand people.

Due to the fact that the collection of data is the most important part of this project, the process begins with the gathering of information about the key indicators that have been determined via collaboration with LPAC members. When it comes to R&D for the socioeconomic development of rural India, this process is carried out in both the online (through Google form)

and offline (Field survey) forms. Up to this point, data from five to seven villages has been gathered and evaluated. This has been accomplished by developing a correlation matrix and constructing a data sheet from the data that has been obtained. Questionnaires and the answers that correspond to them are used in the collecting of data. Data that has been gathered is then subjected to statistical analysis.

The use of probabilistic correlation matrices has been shown to be the most effective way for making inferences. The findings are presented in the findings section. Other statistical approaches, such as set theory and graph theory, as well as the variances and co-variances of probability theory, are also used in the process of finding correlations.

After doing analysis on the data that was obtained, the findings are shown in figures 2 and 3. The correlation matrix provides an explanation of the link between the data and the feature weight. It is determined here using a probabilistic dependence matrix, more specifically using the conditional probability value. In a nutshell, the probability value of those qualities is large, and they are reliant on one another in some way, having some kind of link with the data.

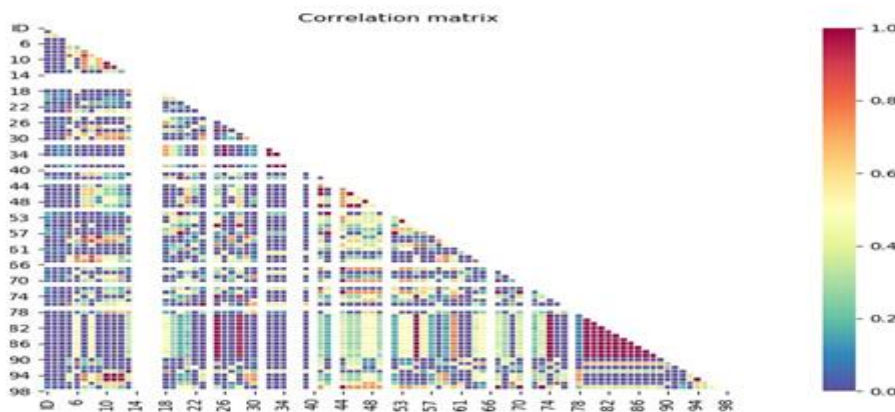


Fig 2: Overall Correlation Matrix

For the whole, it is not difficult for us to determine which feature sets, from 41 to 90, rely on 78 to 89. In addition, the probability values of the connection might range anywhere from 0 to 1 as the graph shows.

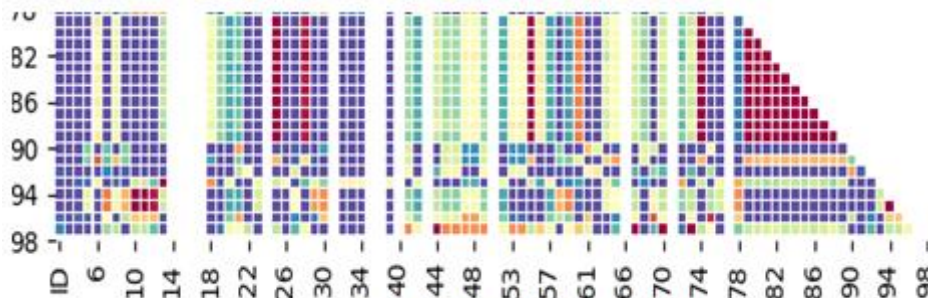


Fig 3: Snippet of correlation matrix

As we can see in Section 11, the data suggests that the following qualities have a covariance of zero, which indicates that they are dependent and, as a result, may be lowered. Additionally, we can see that these characteristics are reliant on one another.

- Featured items are.Roads within village
- Availability of - Primary School
- Availability of - Secondary School
- Availability of - Intermediate School
- Availability of -Degree College
- Availability of - Hospital
- Availability of - Health centers
- Availability of - Clinics
- Availability of - Police Location
- Availability of - Library
- Availability of - Markets
- Availability of - PoIice Office.

The characteristic "Availability of road inside village" is not connected to any of the others in any way. It demonstrates that a hamlet is self-sufficient in terms of road accessibility if it still has all of the government amenities that were stated above

In addition, the following characteristics are reliant on section 3:

1. There are medical amenities available in the hamlet, including the Government Hospital.
  2. The community has access to a number of different types of medical services, including:
  3. The town has the following medical services available to its residents: Medical Shop
- it demonstrates that if there is a government hospital in the village, then they also have immunisation facilities and medical businesses in the hamlet.

Some of the observations made relating to the data. There is a division between the operations of different departments, and development occurs in every direction, although certain areas, like the road, are generally neglected in the development.

At this level of the study, some data in the relevant department were unable to contribute; however, further in-depth analysis will help improve the situation. Traditional approaches are used for data gathering and analysis, although non-traditional, unsupervised analysis will also make contributions to the research. Classical techniques are used for data collecting and analysis. Clear evidence of urbanisation on certain variables such as agriculture, education, and facilities, with both good and bad effects. SHG are present, although with a lower total number of members. a lack of awareness on how to receive information and assistance regarding different government programmes.

## Conclusion

The results of a number of studies indicate that the quality of life of Indian women, as well as their educational and health outcomes, have all improved as a direct consequence of the research and development that has been carried out in India and elsewhere throughout the world. In terms of social culture, more development is still required, in especially with respect to women and issues such as the dowry as well as other cultural concerns. Peer-to-peer connections inside families had a good chance of becoming the primary subject of a different project that needed to be undertaken in a nation as varied as India and Telangana. As a result of the recent re-division of Telangana into 33 districts, there would be a larger chance for data and peer analysis to be divided, which will enable better local policies and more targeted development.

## References

1. Sharma, Ajay, Sapna Dua, and Vinod Hatwal. "Micro enterprise development and rural women entrepreneurship: way for economic empowerment." *Arth Prabhand: A Journal of Economics and Management* 1, no. 6 (2012): 114-127.
2. Kochar, Anjini. "Smoothing consumption by smoothing income: hours-of-work responses to idiosyncratic agricultural shocks in rural India." *Review of Economics and Statistics* 81, no. 1 (1999): 50- 61.
3. Bansal, Shashank. "Perspective of technology in achieving financial inclusion in rural India." *Procedia Economics and Finance* 11 (2014): 472-480.
4. Parikh, Tapan, Kaushik Ghosh, and Apala Chavan. "Design studies for a financial management system for micro-credit groups in rural India." *Acm sigcaph computers and the physically handicapped* 73-74 (2002): 15-22.
5. Kumar, Manish, Narendra Singh Bohra, and Amar Johari. "Micro-finance as an antipoverty vaccine for rural India." *International Review of Business and Finance* 2, no. 1 (2010): 29-35.
6. Wu, Xuemei, and Qiang Zhi. "Impact of shared economy on urban sustainability: From the perspective of social, economic, and environmental sustainability." *Energy Procedia* 104 (2016): 191-196.
7. Donner, Jonathan, and Camilo Andres Tellez. "Mobile banking and economic development: Linking adoption, impact, and use." *Asian journal of communication* 18, no. 4 (2008): 318-332.
8. Khade, Shekhar D. "Economic Analysis of Impact Assessment of Production Technology of Paddy Cultivation in Nasik Region of Maharashtra in India." *Economic Affairs* 65, no. 1 (2020): 300465.
9. Evenson, Robert E. "Economic impacts of agricultural research and extension." *Handbook of agricultural economics* 1 (2001): 573-628.
10. Sathiabama, K. *Rural women empowerment and entrepreneurship development*. No. id: 2475. 2010.
11. Tiwari, Sanjay, and Anshuja Tiwari. *Women entrepreneurship and economic Development*. Sarup & Sons, 2007.