

## PYRIDINIUM BROMOCHROMATE-MEDIATED OXIDATION OF $\alpha$ -AMINO ACIDS A COMPREHENSIVE KINETIC AND MECHANISTIC STUDY IN AN AQUO-ACETIC ACID MEDIUM

Shobhag Singh Sisodiya, Research Scholar (Chemistry), Department of Science, Sunrise University Alwar  
Dr. Rama Nand Yadav (Professor), Department of Science, Sunrise University Alwar

### Abstract

*An examination was directed on the oxidation of  $\alpha$ -amino acids utilizing pyridinium bromo chromate (PBC) in a combination of acetic corrosive and water that likewise contained perchloric corrosive. Because of the response, aldehyde is created, and the pace of the response is first request in [PBC] and opposite first request in [H<sup>+</sup>]. Utilizing spectrophotometric examination, a relative examination of the oxidation of phenyl alanine and alanine by pyridinium Bromo chromate was directed within the sight of perchloric corrosive in a medium comprising of acetic corrosive and aquo (v/v). With regards to the oxidant, the response is first request, and with regards to [H<sup>+</sup>], it is contrarily first request. As the extremity of the dissolvable declines, the pace of the response increments, which shows that there is a contact among particles and dipoles during the sluggish step. A central kinetic isotope impact isn't seen in the actual cycles. An examination of the enactment boundaries has been performed. It has been recommended that the reaction framework incorporates the improvement of chromate-ester between unprotonated PDC and unprotonated amino destructive, which is then followed by the parting of C securities in the slow stage.*

**Keywords:** Oxidation, Pyridinium Bromo chromate, Alpha-Amino Acids, Kinetic, Aquo-Acetic

### 1. INTRODUCTION

In organic synthesis, the Pyridinium Bromochromate (PBC) has become a potent oxidising agent due to its adaptability in a range of oxidation processes. Due to its capacity to furnish different mixtures with both manufactured and organic significance, its utilization in the oxidation of  $\alpha$ -amino acids has drawn in a ton of consideration. The goal of this examination is to offer a careful examination of the kinetic and robotic components of the  $\alpha$ -amino corrosive oxidation process intervened by Pyridinium Bromochromate in a fluid acetic corrosive medium.

$\alpha$ -Amino acids play vital functions in various biological processes and are essential building blocks for the creation of peptides and proteins. One way to add to the growing repertoire of chemical transformations is by synthesising useful intermediates and derivatives by the controlled oxidation of these amino acids. For these kinds of transformations, the Pyridinium Bromochromate system presents an interesting platform because of its well-known high selectivity and gentle reaction conditions. The investigation takes on a new dimension thanks to the selection of the solvent system, which is an aqueous-acetic acid medium. This mixture of solvents has a reputation for controlling oxidation process reaction rates and product selectivities. The interaction of water and acetic acid in the reaction medium can change the oxidising agent's behaviour and the amino acids' reactivity, which can change the oxidation process's end result.

By exploring the kinetics and processes driving the reaction, this study aims to clarify the complexities of the  $\alpha$ -amino acid oxidation mediated by Pyridinium Bromochromate. Comprehending the nuances of this conversion is essential for broadening the arsenal of synthetic instruments accessible to organic chemists and for acquiring comprehension of the fundamental principles that dictate the actions of these oxidising systems. This study intends to further understanding in the area of organic synthesis and reaction processes by taking a methodical and thorough approach.

The manufactured and robotic parts of utilizing chromium (VI) radiance chromates as delicate and compelling reagents in engineered natural science have been analysed. Our underlying examination on the oxidation of  $\alpha$ -amino acids utilizing pyridinium bromochromate (PBC) uncovered that the pace of oxidation diminished as the amount of H<sup>+</sup> particles expanded.

Discoveries in regards to the oxidation of  $\alpha$ -amino acids by PBC didn't line up with this information or the oxidation items. The flow examination is an expansion of recently distributed research on PBC's oxidation of the amino corrosive glycine. We have attempted to connect these oxidations' design and reactivity.

## 2. Overview of $\alpha$ -Amino acids

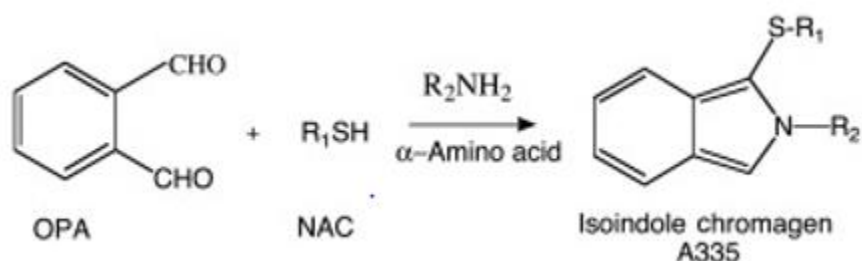
### 2.1. Definition

"Alpha Amino Acids, likewise generally alluded to as  $\alpha$ -amino acids, are natural mixtures including an amino gathering (- NH<sub>2</sub>), a carboxyl gathering (- COOH), and an extraordinary side chain clung to the alpha carbon molecule. This alpha carbon particle is so named in light of the fact that it is adjoining the carboxyl gathering — the primary carbon in the atom if counting from the carboxylic end."

General formula for Alpha Amino Acids:



At extremely low ultraviolet (UV) frequencies (<190 nm), amino acids absorb nitrogen, and these frequencies are also used by many other analytes. Mixing the amino acids in a precise ratio with another reagent will yield a product with a potent UV-dynamic chromophore that can be tested with ease. An isoindolechromagen is formed when o-phthaldialdehyde (OPA) is mixed with an amino acid sequence; this chromagen is visible at 335 nm when N-acetyl cysteine (NAC) is present.



**Figure 1:** Reaction with Alpha Amino Acid

Proline isn't assessed in that frame of mind since an amino corrosive doesn't promptly respond. This spectroscopic strategy can offer a decent check of the  $\alpha$ -amino centralization of juice, which goes probably as a nitrogen supply for the yeast, as proline isn't expeditiously used by yeast as a nitrogen source. Alkali/ammonium (NH<sub>4</sub><sup>+</sup>) just responds feebly with OPA/NAC, in this way estimating the convergence of every component exclusively is important to appraise the general measure of nitrogen that is available. Isoleucine is utilized to create standard adjustment bends, and the discoveries are communicated as the grouping of  $\alpha$ -amino corrosive in isoleucine counterparts. Since hydroxycinnamate phenols retain in this frequency range, foundation network obstructions should be painstakingly rectified for.

### 2.2. Preparation of Alpha Amino Acids

In the cells of living things, a process called transcription and translation is principally responsible for the production of alpha amino acids. The kind and order of amino acids that are synthesised are determined by the nucleotide sequence found in DNA.

As an illustration, the codons GGU, GGC, GGA, and GGG code for the synthesis of glycine, an alpha amino acid. In the cell nucleus, this sequence is translated from DNA to mRNA. Protein synthesis is the process by which mRNA converts a sequence into an amino acid by interacting with a ribosome.

### 2.3. Why and How Alpha Amino Acids Work

The human body uses alpha amino acids for a variety of purposes, including the synthesis of proteins and vital metabolic processes. Among their principal duties are the following.

- Protein Synthesis: Alpha amino acids act as the primary structure blocks of the chain of amino acids that makes up proteins.

- Energy Production: In situations where there is a deficiency of carbohydrates, some amino acids can be metabolised to create ATP (Adenosine Triphosphate), the body's energy currency.
- Nitrogen Balance: The body's nitrogen balance is influenced by alpha amino acids, and this balance is necessary for healthy development and repair.

**Table 1:** Alpha amino acid's role in the body

Alpha Amino Acid	Function within the Body
Glycine	Used in the development of muscle tissue, the synthesis of antioxidants, and the energy conversion of glucose.
Alanine	Used in the synthesis of lymphocytes to strengthen the body's immunological response and involved in the metabolism of glucose.

## 2.4. An Analysis and Dissection of the Alpha Amino Acid Formula

When it comes to the alpha amino acids, it is essential for you to have a thorough understanding of their intricate metabolic structure. It is not enough to just commit the formula to memory; a grasp of its structure and components, as well as the function that each of these components serves, is also required. In addition to providing insight into the fundamental structure of these essential molecules, the formula for alpha amino acids also provides information into the chemical behaviour and reactivity of these compounds.

## 3. RESEARCH METHODOLOGY

Iodometry and the infrared spectrum were used to verify the purity of the pyridinium bromochromate that was prepared using the method described in the text.

$$IR. = nmax (KBr) = 3250, 1660, 1500, 1340, 110, 950, 870, 770 \text{ cm}^{-1}$$

Two of the amino acids, alanine and phenyl alanine, were provided (A.R. grade). Some refining was carried out in the presence of acetic anhydride and separation was performed north of 491 K; refining over CrO<sub>3</sub> eliminated acetic acid. Water that has been double-filtered was used for the whole experiment. The remaining reagents were of the "AnalaR" grade.

The rates were calculated in a soluble mixture that contained 30% (v/v) acetic acidic water, at a temperature of  $35 \pm 0.1$  °C, in a 1M HClO<sub>4</sub> solution under the circumstances of [amino acid] >> [PDC]. A specific amount of thermostatted pyridinium-bromochromate was mixed into the response mixture to initiate the reaction. The response was advanced by first determining the PDC absorbance in a one-centimeter cell set using the Systronics VISISCAN167 spectrophotometer's compartment.

## 4. DATA ANALYSIS

### 4.1. Impact of oxidant

When substrates were plentiful, the first-request rate controlled the rate at which PDC disappeared. At 308 K, the first-request rate constants are unaffected by the underlying concentration of the PDC if they vary within the range of  $(1-3) \times 10^{-3}$  mol/dm<sup>3</sup>.

### 4.2. Impact of Substrate

At a fixed potential difference across substrate groups, the oxidation rate constants varied from  $2 \times 10^{-2}$  M to  $5 \times 10^{-2}$  M, rising linearly with increasing substrate convergence. The effects of substrate fixation on the rate steady are summarised in Table 1. Graphing log k<sub>1</sub> against log [substrate] yields the identical straight line in both cases. Similar to amino acids, the data demonstrated that oxidation rate is the most crucial element. A complex is formed between the oxidant and the -amino acid corrosive, and the oxidation of amino acids proceeds according to Michaelis-Menten type kinetics, as shown by the straight-line plot of  $[1/k_1]$  vs  $(1/[substrate])$ , which is captured on the rate ordinate. There is a similar unusuality in the way  $\alpha$ -amino acids are oxidised by pyridinium bromochromate.

A fluid medium with oxidative kinetics and components.

Here is the formula for the rate difference between glycine and alanine oxidation with PDC:

$$\frac{d[PDC]}{dt} = \frac{k[amino\ acid][PDC]}{K_m + [amino\ acid]}$$

#### 4.3. Impact of H<sup>+</sup> Particle

We considered an oxidation rate between [H<sup>+</sup>] = 0.2 M and 1.5 M. Consistent slowing of the pace was seen when the hydrogen particle focus shrank. This indicates that basic sub-atomic amino acids are the species most amenable to oxidation throughout the oxidation process. Amino acid protonation, which isn't involved in oxidation, will increase when H<sup>+</sup> particle fixation expands. There is a decrease in rate because protonated species are unable to form a coordinate bond with an oxidant, such as a complex arrangement. This contradicts the findings of Karim and Mahanti<sup>12–14</sup>, who found that quinolinium bromochromate and cyanide were the first to require H<sup>+</sup> for the oxidation of amino acids.

It takes some time for PDC to respond to amino acids. The process starts when protons are added. As a result, protonated nitrogen oxidation of amino acids requires chelate development; further proton expansion inhibits the reaction, proving that PDC's reaction to amino acids is not the same as a zwitterion or protonated amino acid. Consequently, the rate dependence on H<sup>+</sup> particle fixation is different, and the technique of component with amino corrosive follows an unexpected way compared to other substrates. In all acids with slants less than one, the relationship between log k and log [H<sup>+</sup>] is linear. Similar to the effects of pyridinium bromochromate on amino acid oxidation, the sensations are vivid. Table-1 summarises the results.

#### 4.4. Impact of Dissolvable structure

Changing the acetic acid to water ratio—which ranged from 20% to 60% v/v—had the most discernible impact on the soluble's action. Table 2 shows that the response rate increased as the concentration of acetic acid increased, suggesting that the oxidation was aided by a low dielectric medium. For the amino acids in question, a straight line with a positive slope can be drawn by plotting log k<sub>1</sub> against 1/D (dielectric steady). In the step where the rate is decided, this demonstrates a particle dipole kind of communication. To a comparable double dissolvable framework, Wieberg and Evans have provided a comparison estimate.

#### 4.5. Impact of temperature

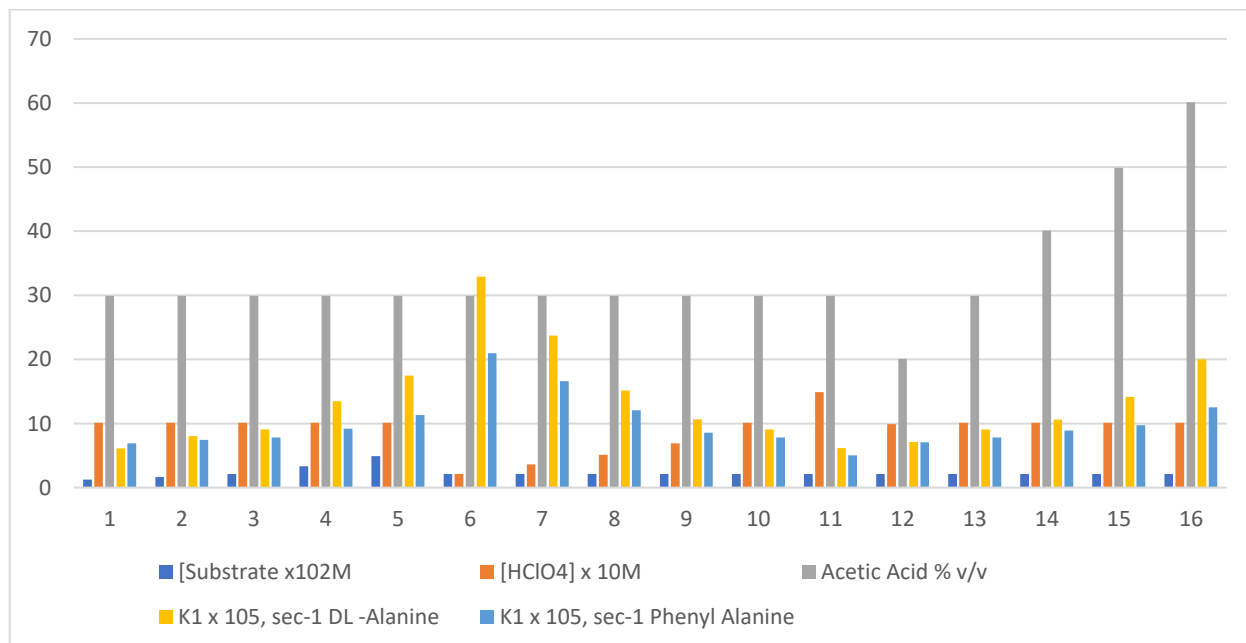
The rate of oxidation increases as the temperature rises. Velocity that is not completely fixed at different temperatures (303 to 323 K). Regardless of the situation, a straight line is produced when plotting log k<sub>obs</sub> against 1/T (the opposite of absolute temperature). That the Arrhenius criterion holds for this oxidation is demonstrated here.

The activation energy is in the 66–74 kJ mol<sup>-1</sup> region. The more negative and highly solvated the entropy value, the stiffer and more pervasive the transition state relative to the reactants. A cyclic medium may be formed from non-cyclic species according to the negative entropy as well. (Tables 3 and 4).

**Table 2:** Substrate, H<sup>+</sup>, and Dissolvable PDC Impact: 2 x 10<sup>-3</sup>M T = 308 K

[Substrate x10 <sup>2</sup> M	[HClO <sub>4</sub> ] x 10M	Acetic Acid % v/v	K <sub>1</sub> x 10 <sup>5</sup> , sec <sup>-1</sup>	
			DL -Alanine	Phenyl Alanine
1.23	10.1	29.9	6.13	6.90
1.65	10.1	29.9	8.03	7.46
2.1	10.1	29.9	9.06	7.80
3.32	10.1	29.9	13.48	9.17
4.9	10.1	29.9	17.48	11.30
2.1	2.1	29.9	32.90	20.95
2.1	3.6	29.9	23.70	16.58
2.1	5.1	29.9	15.15	12.05

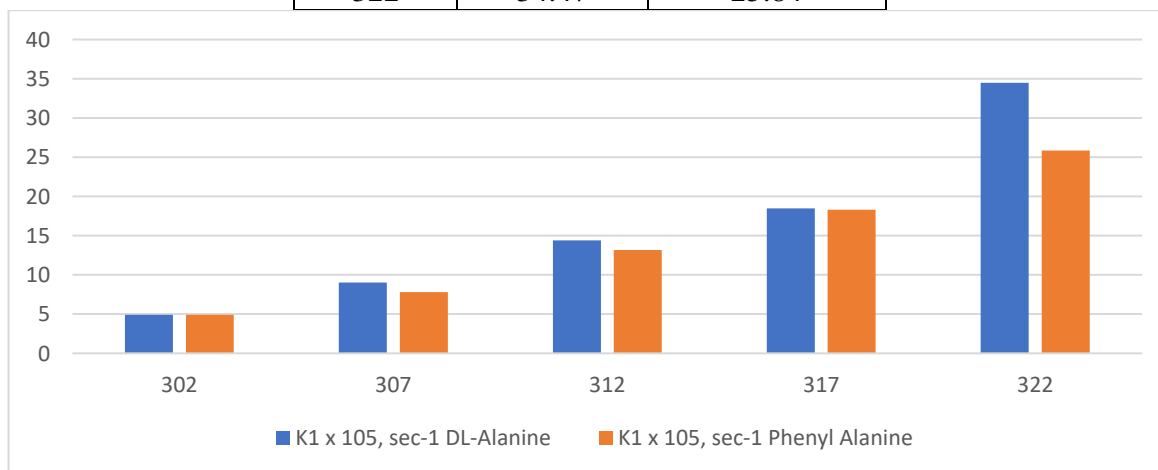
2.1	6.9	29.9	10.65	8.55
2.1	10.1	29.9	9.06	7.80
2.1	14.9	29.9	6.14	5.04
2.1	9.9	20.1	7.09	7.05
2.1	10.1	29.9	9.06	7.80
2.1	10.1	40.1	10.6	8.9
2.1	10.1	49.9	14.15	9.75
2.1	10.1	60.1	19.99	12.5



**Figure 2:** Substrate, H<sup>+</sup>, and Dissolvable PDC Impact:  $2 \times 10^{-3} \text{M}$   $T = 308 \text{K}$

**Table 3:** The solvent composition is 30% volume/volume of  $\text{CH}_3\text{COOH}$ , with a  $[\text{Substrate}]$  of  $2 \times 10^{-2} \text{M}$ ,  $[\text{HClO}_4]$  of  $1 \text{M}$ , and  $[\text{PDC}]$  of  $2 \times 10^{-3} \text{M}$ .

Temp (K)	$K_1 \times 10^5, \text{sec}^{-1}$	
	DL-Alanine	Phenyl Alanine
302	4.92	4.90
307	9.02	7.80
312	14.40	13.16
317	18.46	18.30
322	34.47	25.84



**Figure 3:** The solvent composition is 30% volume/volume of CH<sub>3</sub>COOH, with a [Substrate] of 2 x 10<sup>-2</sup> M, [HClO<sub>4</sub>] of 1 M, and [PDC] of 2 x 10<sup>-3</sup> M.

**Table 4:** Thermodynamic Parameters

Amino Acids	DL-Alanine	Phenyl Alanine
Log A	10.280	8.805
Energy of enactment $\Delta E^\#$ kJ mol <sup>-1</sup>	74.46	66.15
Entropy of enactment $\Delta S^\#$ Jmol <sup>-1</sup> K <sup>-1</sup>	-51.77	-80.28
Free Energy of enactment $\Delta G^\#$ kJ mol <sup>-1</sup>	87.82	88.34
Enthalpy of enactment $\Delta H$ kJ mol <sup>-1</sup>	71.89	63.55

## 5. CONCLUSION

Pyridinium Bromochromate (PBC)- interceded  $\alpha$ -amino corrosive oxidation in fluid acetic corrosive medium has been read up exhaustively for its kinetics and components. Ordinary techniques were utilized to orchestrate and purge the oxidizing specialist PBC, laying out its unwavering quality for resulting processes. PBC was distinguished by its strange IR spectra, uncovering tops at 3250, 1660, 1500, 1340, 1100, 950, 870, and 770 cm<sup>-1</sup>. Alanine, phenylalanine, and high-immaculateness reagents exhibit the trial's accuracy and exactness. Refining acetic corrosive and cautiously gathering portions at high temperatures shielded the dissolvable framework. To control the response climate, twofold refined water was utilized all through the review. Using kinetic estimates at 35  $\pm$  0.1  $^\circ$ C in 1M HClO<sub>4</sub>, an excess of amino acid ([amino acid]  $\gg$  [PDC]), and a soluble mixture of 30% (v/v) acetic acid H<sub>2</sub>O, a clear and controlled reaction environment was achieved. Using a predetermined amount of thermostated pyridinium bromide allowed for a controlled reaction to follow. For precise information assortment, a Systronics VISISCAN167 spectrophotometer estimated PDC absorbance during the interaction. The trial configuration gave a hearty dataset because of severe response conditions, reagent immaculateness, and observing techniques. This study works on how we might interpret Pyridinium Bromochromate-interceded  $\alpha$ -amino corrosive oxidation and gives a strong groundwork to future compound union and response instrument research. This study's thorough trial technique lays out PBC's utilization in oxidative changes, propelling synthetic exploration.

## zREFERENCES

1. Adari, K. K., Nowduri, A., & Vani, P. (2006). Kinetics and mechanism of oxidation of l-Cysteine by Corey's reagent. *Transition metal chemistry*, 31, 745-748.
2. Hiran, B. L., Meena, M. L., & Khuntwal, J. (2016). Oxidation of phenyl alanine by pyridinium chlorochromate in acidic DMF-water medium: A kinetic study. *Arabian Journal of Chemistry*, 9, S1801-S1806.
3. Jurczak, J., Gryko, D., Kobrzycka, E., Gruza, H., & Prokopowicz, P. (1998). Effective and mild method for preparation of optically active  $\alpha$ -amino aldehydes via TEMPO oxidation. *Tetrahedron*, 54(22), 6051-6064.
4. Khalid, M. A., SIDDEEG, S. E. M., & Osman, A. A. (2009). Oxidation of Some  $\alpha$ -Amino Acids by Peroxydisulfate in an Aqua-Sulfuric Acid Medium, *Kinetics Studies*.
5. Kumar Manda, S. L., Tripathi, S., Ghoshal, A., Ambule, M. D., Srivastava, A. K., & Panda, G. (2020). A Comparative Synthetic Strategy Perspective on  $\alpha$ -Amino Acid-and Non-Amino Acid-Derived Synthons towards Total Syntheses of Selected Natural Macrolides. *Chemistry-A European Journal*, 26(23), 5131-5156.
6. Kumbhat, R., & Sharma, V. (2004). Kinetics and mechanism of the oxidation of some unsaturated acids by pyridinium chlorochromate. *Journal of the Indian Chemical Society*, 81(9), 745-749.
7. Li, D. Z., Han, B. N., Wei, R., Yao, G. Y., Chen, Z., Liu, J., ... & Zhao, Q. (2018, July). N-terminal  $\alpha$ -amino group modification of antibodies using a site-selective click chemistry method. In *MAbs (Vol. 10, No. 5, pp. 712-719)*. Taylor & Francis.

8. Meena, M. L. (2023). Kinetic and mechanistic study of oxidation of valine by pyridinium chlorochromate in aqueous DMF medium. *World Journal of Biology Pharmacy and Health Sciences*, 14(3), 053-062.
9. Nalwaya, N., Jain, A., & Hiran, B. L. (2004). Oxidation of some  $\alpha$ -amino acids by pyridinium bromochromate in an aquo-acetic acid medium—a kinetic and mechanistic study. *Kinetics and catalysis*, 45, 345-350.
10. Nalwaya, N., Jain, R., & Hiran, B. L. (2003). Kinetics and mechanism of oxidation of  $\alpha$ -hydroxy acids by quinolinium dichromate. *Oxidation communications*, 26(4), 561-566.
11. Parmar, R., & Bhatt, S. EFFECT OF OXIDATION ON KINETICS AND MECHANICS OF SOME  $\alpha$ -AMINO ACID WITH VARIABLE SUBSTITUTED ACIDS: A REVIEW.
12. Perdih, A., & Dolenc, M. S. (2007). Recent advances in the synthesis of unnatural  $\alpha$ -amino acids. *Current Organic Chemistry*, 11(9), 801-832.
13. Perdih, A., & SollnerDolenc, M. (2011). Recent advances in the synthesis of unnatural  $\alpha$ -amino acids-An updated version. *Current Organic Chemistry*, 15(22), 3750-3799.
14. Schmidt, U., Lieberknecht, A., Kazmaier, U., Griesser, H., Jung, G., & Metzger, J. (1991). Amino Acids and Peptides; 75. Synthesis of Di-and Trihydroxyamino Acids-Construction of Lipophilic Tripalmitoyldihydroxy- $\alpha$ -amino Acids. *Synthesis*, 1991(01), 49-55.
15. Schmidt, U., Lieberknecht, A., Kazmaier, U., Griesser, H., Jung, G., & Metzger, J. (1991). Amino Acids and Peptides; 75. Synthesis of Di-and Trihydroxyamino Acids-Construction of Lipophilic Tripalmitoyldihydroxy- $\alpha$ -amino Acids. *Synthesis*, 1991(01), 49-55.

