

Exploring The Moderating Role of Mathematics Learning Emotions on The Relationship Between Growth Mindset and Learned Helplessness Among Higher Vocational Students in Delhi

Ashesh Kumar Jharwal, Assistant Professor, Shivaji College, University of Delhi, New Delhi

Abstract

One of the key components of learning mathematics is developing a growth attitude. With regard to these psychological elements, students believe that they can enhance their mathematical intelligence by actively and diligently learning mathematics, by not being afraid to face challenges, by not accepting praise, and by providing encouragement for their friends' academic success. In order to capture the complex working mechanisms of growth mindset, this study will take a gander at students' growth mindsets, disappointment attributions, natural inspiration, self-viability in mathematics, mathematics nervousness, and numerical achievements. Altogether, 120 Indian vocational students participated in the review. It was found that while students would in general communicate their trust in their own capacities, a big part of them likewise communicated a feeling of helplessness. The discoveries additionally demonstrate that: disappointment attributions and mathematics self-viability successively intercede the relationship between growth mindset and mathematics accomplishments; growth mindset doesn't straightforwardly foresee mathematics accomplishments; growth mindset in a roundabout way impacts mathematics accomplishments through natural inspiration.

Keywords: Moderating Effect, Mathematics Learning Emotions, Growth Mindset, Learned Helplessness, Higher Vocational Students, Delhi.

1. INTRODUCTION

Delhi vocational secondary school students must take math. This level of mathematics teaches 21st-century cognitive skills like mathematical reasoning, numerical imagination, and numerical thinking. Math lessons aren't always followed. This causes arithmetic anxiety in many children, especially when addressing difficult number problems. Students need assistance and encouragement from teachers to study math. Math students can build a growth attitude. According to the 2017 PISA study, 29% of Indonesian pupils show a growth mentality in class. Rest have bad attitudes. Due to the review's effects, many students believe learning cannot produce or modify knowledge. These findings also indicate that students' moved capacities are fixed and cannot be modified during the learning process. This assumption will weaken pupils' numerical concentration, hindering their academic progress.

Human (student) attitude is divided into expanding and decent mindsets. Knowledge, effort, and willpower can develop understanding, abilities, gifts, and other attributes, according to the growth attitude. A healthy mindset holds that intelligence, abilities, talents, and other attributes are natural and cannot be taught. These children believe that their math skills, knowledge, and aptitude are fixed no matter how hard they try. Growth mentality pupils believe they can diligently enhance their knowledge, abilities, and numerical aptitude in school. Whether pupils are learning math with a growth mindset or the proper mindset should be revealed by problems, impediments, attempts, analysis/acclaim, and others' results. Growth-minded students asked more questions, persevered, and accepted advice. Other cognizant students who had lately achieved substantial academic success struggled to overcome the obstacles and failed badly. The exam stresses promoting kids' math development attitudes. Growth-minded students excel at math.

1.1. Term Explanation

- **Learned helplessness:** Aversive changes outside their compass teach helplessness. The person showed susceptibility by not escaping the adverse stimulus when expressly provided. Some say this acting style taught helplessness. Years of neuroscience have demonstrated that the core concept was wrong: the mind notices control loss first and "helplessness" is learnt. Delaying uncomfortable energy causes unlearning. Helplessness requires self-suitability, or goal-setting confidence. Learned helplessness, the belief that one cannot change an event, can lead to clinical depression and mental health risks.

- **Vocational education:** Craftsmen, vendors, and specialists need vocational training. Vocational education gives people productive or free skills. TVET, TAFE, and calling/specialized education vary per country. Students study vocational skills in vocational schools. Vocational education includes higher education, apprenticeships, post-helper, and advanced training. Vocational schools, trade schools, specialized schools, junior universities, further education institutes, and development foundations offer post-assistant vocational education.

1.2.Objectives of the Study

- To discovered that while students tended to express their confidence in their own abilities, half of them also expressed a sense of helplessness.
- To capture the complex working mechanisms of growth mindset.
- To investigate students' growth mindsets, explanations for failure, inborn motivation, self-efficacy in mathematics, anxiety in mathematics, and accomplishment in mathematics.

2. LITERATURE REVIEW

Lou, N. M. (2017) exhibited that higher help for a steady mindset was connected to the craving to look into the language, autonomous of one's level of capability. This learning evenhanded, thusly, anticipated higher dominance and less powerless responses in disappointment situations. At the point when understudies thought they would be wise to language abilities, more noteworthy support of an element mindset anticipated the point of showing skill (i.e., execution approach objectives). Future concentrate on the LMI is featured, just like the meaning of empowering gradual mindsets in language educating. The Language Mindsets Stock will be presented, and the mindsets-objectives reactions model — which holds that students' mindsets impact the objectives they set for language learning, which thusly impacts how they answer testing scholastic and correspondence circumstances — will be tried. The legitimacy and unwavering quality of the LMI's application in language study with college level understudies was exhibited by correlational and factor examinations.

Lou, M. T. (2014) figured out the causal connection between understudies' mindsets, objective directions (learning, execution approach, and execution aversion objectives), and reactions to disappointment circumstances (dominance, powerless, tension, and apprehension about disappointment), by applying Dweck's (1999) implied speculations structure to the L2 setting. In the wake of signing up for a L2 course, 150 college understudies (N = 150) were randomized to one of two exploratory circumstances, every one of which included preparing an alternate mindset. From that point onward, the understudies addressed a survey with respect to their L2 targets and responses to disappointment. That's what the discoveries showed, when presented to gradual mindsets, members — no matter what their apparent capability in the subsequent language — set higher learning goals and, when confronted with disappointment, answered more authority oriented. Assuming L2 students thought they had extraordinary L2 abilities, they put forth better execution approach objectives and, consequently, were more scared of falling flat, showing that they were prepared for a substance hypothesis. The conversation is around what these discoveries mean for L2 students' mindsets and their suggestions for L2 schooling.

Lackey, C. J. (2014) gathered information estimating understudies' self-view of these attributes was led with an end goal to determine the linkages between these boundaries and the effect of socioeconomics upon them. The poll included things from three past studies: The Reconsidered Causal Aspect Scale, the Understood Speculations of Knowledge Scale, and the Spurred Systems for Learning Survey (MSLQ). We meant to explore on the off chance that these pointers could give understanding into perseverance by zeroing in on first-and second-year understudies, who are frequently the most in danger of exiting. 149 of the 153 overviews that were returned were for the most part finished, and 116 were totally finished.

Coley, S. L. (2017) researched the connection between emotional self-guideline keeping a terrible involvement in an original action and emotional blurring over the long haul. Moreover, the examination took a gander at whether these associations fluctuated by two mediators: the discernment that abilities pertinent to the space are pliant (growth mindset) and the meaning of capability in the space of the original undertaking (fulfillment esteem). To investigate these

ideas, members completed a pristine movement that was made either uncommonly simple or exceptionally testing. Influence and interest in the original assignment were surveyed just after the errand experience in Study 1. For an errand with a high space fulfillment esteem, it was anticipated that members' influence would work as a reasonable middle person in the connection between task trouble and undertaking interest. To decide the members' emotional blur after some time, a subsequent meeting was utilized in Study 2.

3. RESEARCH METHODOLOGY

The provided research methodology details a study conducted with 120 Indian vocational high school students from Shandong Province. The study's main goals were to monitor the students' growth mindset, self-efficacy in mathematics, motivation to learn the subject, anxiety related to mathematics, and perception of their own responsibility for their mathematical failures. The study also monitors pupils' progress in mathematics over time and uses structural equation modelling and correlation analysis to look at the connections between these variables.

3.1. Research Area

Students from one vocational high school in Delhi, India were the subject of this study. Only one school responded to the researchers' invitation to join in their investigation because it needed long-term observation of kids' academic progress.

3.2. Sample Size

Seventy girls and fifty boys made up the total of 120 pupils who took part in all the data collection rounds of the study. They were vocational high school students in Delhi City's urban region, enrolled in grades 10 through 12.

3.3. Data Collection

Information on perceived self-responsibility for failing in mathematics, healthy identity efficacy, growth mindset, inborn motivation to learn mathematics, mathematics anxiety, mathematics self-efficacy, and feeling of helplessness were gathered through surveys. Information on mathematics achievement was gathered at different time points: toward the finish of year 16, finish of the main semester of year 18, and end of the second semester of year 18.

3.4. Data Analysis

In order to do the analysis of the data, Mplus 7.0 and SPSS 22.0 were employed. Statistics that are Characteristic Table 1 provides information regarding the range, mean, and standard deviation of significant variables. These are all relevant variables. The Study of Correlation Table 2 contains an analysis of a number of mathematics-related concepts, including math accomplishment, growth mindset, intrinsic motivation, math anxiety, and perceived self-responsibility, math self-efficacy.

4. DATA ANALYSIS

4.1. Descriptive statistics

Expressive information is shown in Table 1, and relationship examination findings are shown in Table 2. It is clear that each factor has serious areas of strength for a with each and every one, except for the relationship between's growth mindset and number juggling achievement. Growth mindset and math achievement are both inversely associated with math anxiety yet decidedly related with math self-efficacy, inborn motivation to learn math, and perceived self-responsibility for number-crunching disappointment.

Table 1: Descriptive statistics

| Measures | N | Min. | Max. | Mean | SD |
|---|-----|------|------|-------|------|
| Growth mindset | 120 | 15 | 35 | 22.85 | 5.10 |
| Math self-efficacy | 120 | 17 | 48 | 23.85 | 3.89 |
| Inborn motivation to learn math | 120 | 14 | 26 | 12.06 | 2.65 |
| Math anxiety | 120 | 13 | 42 | 7.25 | 2.35 |
| Perceived self-responsibility for failing in math | 120 | 26 | 34 | 17.65 | 3.29 |
| Math achievement | 120 | 9 | 125 | 51.55 | 25.5 |

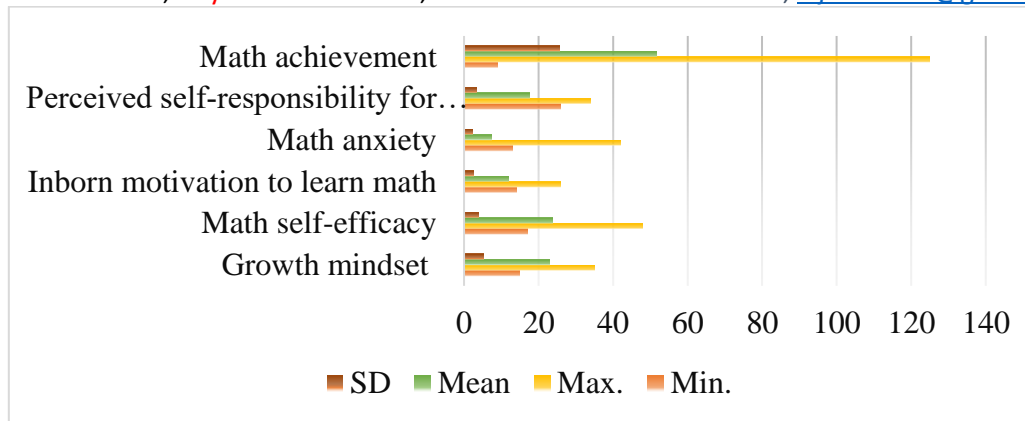


Figure 1: Descriptive statistics

4.2. Correlation Analyses

Table 2 shows high correlations between several traits, with inborn willingness to learn mathematics, math self-efficacy, and perceived self-responsibility for mathematical failure. Math achievement is positively connected with perceived self-responsibility ($a=0.41^{**}$), intrinsic desire ($a=0.40^{**}$), and math self-efficacy ($a=0.47^{**}$). We found that children who take responsibility for their learning outcomes, are inwardly driven, and are secure in their math skills perform better in math. Growth mindset is positively correlated with self-efficacy and intrinsic drive, despite its lower associations. This shows that development mindset promotes a positive math attitude. However, the link between it and arithmetic achievement is weaker ($r=0.10^{**}$), suggesting that other factors may be more significant in predicting success. The positive correlation between math anxiety and other variables implies that anxiety may boost motivation and performance.

Table 2: Correlation analyses

| | 1 | 2 | 3 | 4 | 5 |
|---|--------|--------|--------|--------|--------|
| Growth mindset | 1 | | | | |
| Math self-efficacy | 0.20** | 1 | | | |
| Inborn motivation to learn math | 0.34** | 0.50** | 1 | | |
| Math anxiety | 0.15** | 0.40** | 0.39** | 1 | |
| Perceived self-responsibility for failing in math | 0.35** | 0.54** | 0.70** | 0.50** | 1 |
| Math achievement | 0.12** | 0.47** | 0.40** | 0.35** | 0.41** |

4.3. The Sense of Self-Efficacy Among Students

Analysis of the students' feeling of self-efficacy came first. The distribution of the respondents' marked responses to the statements pertaining to the sense of effectiveness is shown in the table below. The information below demonstrates how the answers vary based on the statements. The majority of pupils expressed agreement with the assertions made, showing some degree of confidence in their ability to do a task. Students think that if they work hard, they will inevitably accomplish the presumptive goals. But according to a third of the students, they are not persistent in their actions, meaning they give up easily when faced with challenges. The statement, "When I want to do a task, my focus is on ways and opportunities, not obstacles," was disputed by the same percentage of students (5.8%).

Table 3: The sense of self-efficacy among students

| The sense of self-efficacy | Disagree | Rather Disagree | Rather Agree | Agree |
|---|----------|-----------------|--------------|-------|
| In the event that I attempt, I can fix a large portion of the issues I'm encountering all alone. | 7% | 13% | 52% | 28% |
| I can reliably seek after my objectives - I'm not deterred, in any event, when I experience different hardships | 8% | 26% | 48% | 18% |

| | | | | |
|--|-----|-----|-----|-----|
| I'm a clever and imaginative individual, which permits me to find an answer in circumstances that happen to me interestingly | 6% | 22% | 50% | 22% |
| Regardless of whether the assignment I'm going to do is truly challenging, I can do it with enough exertion | 12% | 20% | 50% | 18% |
| There are numerous ways of tackling any issue, you simply have to think a bit | 10% | 11% | 48% | 31% |
| Assuming I work (train) seriously, I can win the opposition (sports contest) that I care about | 7% | 14% | 39% | 40% |
| I can find success; it basically relies upon my work and the work I put into accomplishing it | 6% | 13% | 45% | 36% |




Figure 2: The sense of self-efficacy among students

4.4. The Feeling of Helplessness Among Students

The sense of powerlessness was then examined. The range of responses that respondents marked in connection to the statements about kids feeling helpless is shown in table 4. It can be concluded from the results shown below that the degree of helplessness is generally ordinary. But according to half of the students polled (51,4%), they frequently feel as though there is no way out of the dilemma. Nearly half of students (48,7%) report feeling anxious in unfamiliar situations, and 42,8% say they typically avoid competitions because they think they won't win.

Table 4: The feeling of helplessness among students

| The feeling of helplessness among students | Disagree | Rather Disagree | Rather Agree | Agree |
|---|----------|-----------------|--------------|-------|
| I frequently feel like I am in a circumstance from which there is no chance to get out | 16% | 33% | 35% | 16% |
| In any case, I normally don't partake in various rivalries or challenges since I won't win them | 22% | 35% | 29% | 14% |
| In class, I'm hesitant to shout out so as not to humiliate myself | 28% | 27% | 28% | 17% |
| What an educator makes sense of in an illustration is typically tremendous to me | 27% | 43% | 22% | 8% |

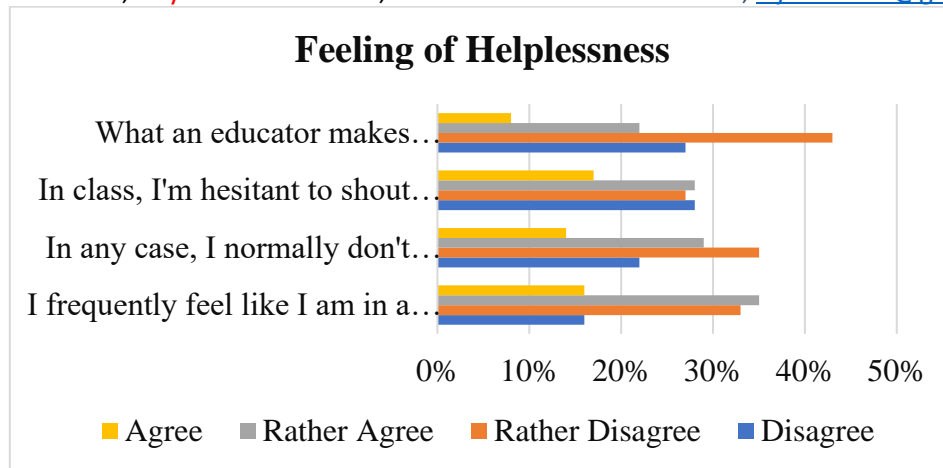


Figure 3: The feeling of helplessness among students

5. CONCLUSION

The reason for this exploration study was to investigate the moderating effect of mathematics learning emotions on growth mindset and procured helplessness among students signed up for higher vocational modified in Delhi City. According to the findings of the review, even while students communicated trust in their own capacities, half of them likewise displayed a feeling of weakness. Disappointment attributions and mathematics self-efficacy were viewed as the mediators of the connection between growth mindset and mathematical achievements, according to the findings. Using intrinsic motivation, a growth mindset impacts mathematical achievements attained. Moreover, the review drove home the point that it is fundamental for students to develop a growth mindset in request to improve their disposition towards the most common way of learning mathematics. Moreover, the exploration found that self-assuredness and the nature of school life may be utilized as predictors of found helplessness in teenagers. As a result of these disclosures, we presently have a superior understanding of the factors that influence the mindset of students and their intellectual performance in mathematics.

REFERENCES

1. Boaler, J. (2016). *Mathematical mindsets: Unleashing Students' Potential Through Creative Math, Inspiring Messages and Innovative Teaching*. Jossey-Bass.
2. Coley, S. L. (2017). *Emotional self-regulation over time: are affective fade and growth mindset associated with the development of task interest?*. Northern Illinois University.
3. Cook, E. (2015). *Understanding adolescent shame and pride in a school context: the impact of perceived academic competence and a growth mindset* (Doctoral dissertation, University of Southampton).
4. Elkadri, H. (2016). *Learned Helplessness, an exploratory study in underachieving adolescents* (Master's thesis, The British University in Dubai).
5. Hartmann, G. M. (2013). *The relationship between mindset and students with specific learning disabilities*.
6. Jose, P. E., & Bellamy, M. A. (2012). Relationships of parents' theories of intelligence with children's persistence/learned helplessness: A cross-cultural comparison. *Journal of Cross-Cultural Psychology*, 43(6), 999-1018.
7. Lackey, C. J. (2014). *Relationships between motivation, self-efficacy, mindsets, attributions, and learning strategies: An exploratory study*. Illinois State University.
8. Lee, C., & Johnston-Wilder, S. (2016). *Learning mathematics: An affective focus*. In *Learning to Teach Mathematics in the Secondary School* (pp. 52-69). Routledge.
9. Lou, M. T. (2014). *Changing language learning mindsets: The role of implicit theories of L2 intelligence for goal orientations and responses to failure*.
10. Lou, N. M., & Noels, K. A. (2017). Measuring language mindsets and modeling their relations with goal orientations and emotional and behavioral responses in failure situations. *The Modern Language Journal*, 101(1), 214-243.

11. O'Sullivan, C., & Ríordáin, M. N. (2017). *Examining the effect of female students' mindset on their approach to challenges when learning mathematics. Journal of Teacher Action Research*, 4(1), 2-19.
12. Raines, D. M. (2014). *The impact of learned helplessness on retention in postsecondary institutions (Doctoral dissertation, University of Phoenix)*.
13. Schleider, J. L., Schroder, H. S., Lo, S. L., Fisher, M., Danovitch, J. H., Weisz, J. R., & Moser, J. S. (2016). *Parents' intelligence mindsets relate to child internalizing problems: Moderation through child gender. Journal of Child and Family Studies*, 25, 3627-3636.
14. Sorrenti, L., Filippello, P., Costa, S., & Buzzai, C. (2015). *A psychometric examination of the Learned Helplessness Questionnaire in a sample of Italian school students. Psychology in the Schools*, 52(9), 923-941.
15. Zhang, J., Kuusisto, E., & Tirri, K. (2017). *How teachers' and students' mindsets in learning have been studied: research findings on mindset and academic achievement. Psychology*, 8(09), 1363.

