

# Evaluating The Strategic Role of Workforce Analytics in Enhancing Human Resource Performance and Organizational Outcomes

Dr. Priti Raje, Associate Professor, Business Management, Osmania University

## Abstract

The current research investigates the strategic impact of workforce analytics and its influence on human resource (HR) performance and organizational performance in the context of enterprises in Hyderabad. Workforce analytics is the use of data-based tools and technologies to manage and benefit talent management, hiring effectiveness, and employee engagement. Research was carried out on 100 professionals in HR from various sectors like IT, health care, manufacturing and service through structured questionnaire, and interviews. Statistical analysis demonstrated that companies adopting WA had proved a positive impact in HR metrics that include lower recruitment cycle, decreased turnover rate, and shorter productivity time. Furthermore, these companies had higher levels of employee engagement, improved productivity, and superior profit margins. The results emphasize the increasing significance of analytics in turning traditional HR into strategic business enablers and the importance of wider implementation of analytics practices to maintain competitive edge.

**Keywords:** Workforce Analytics, Human Resource Performance, Organizational Outcomes, HR Metrics, Employee Engagement, Recruitment Efficiency.

## 1. INTRODUCTION

In the age of digital transformation, companies increasingly recognize the strategic value of using data to inform decisions in all areas of the business, including Human Resource Management (HRM). Workforce analytics, a subset of HR analytics, refers to the use of metrics to measure individual employee performance, utilization, and productivity, including: Precedent-setting data Statistic analysis Data mining Predictive modelling of workforce performance and other relevant data. This allows HR professionals to obtain actionable insights on the dynamics of their workforce, streamline talent management activities and align HR strategies to their long-term business goals. Where proof of evidence-based decision, rather than HR's traditional 'best guess' intuition plays a crucial role in success with employee performance, satisfaction and retention, as seen by Intuit.

At today's businesses, your ability to make smart HR decisions at the bleeding edge of your industry may be one of the most important advantages you can have, with a vastly growing amount of pioneering data you could never possibly analyze by hand. Workforce analytics enables an organization to monitor functions including recruitment cycle times, employee turnover, training effectiveness, and workforce productivity. Such intelligence, in addition to solving near-term HR problems, is also invaluable for predicting future talent demand, identifying skill shortages, and driving employee-planning strategies. Hyderabad being a major metropolitan area of India, supports a range of industries cakes information technology (IT), pharmaceuticals and biotechnology. Given the dynamic and technological nature of the city's business environment, it is an ideal location to investigate the operationalization of WFA. IT and services Including Advanced analytics: These are early adopters of high-end tools, however traditional players such as manufacturing and healthcare are also beginning to see the strategic benefits from analytics.

Against this backdrop, the present study tries to investigate to what extent it affects HR outcomes of organizations in Hyderabad and how the WFA is being used by organizations in turn. The research aims at understanding the cross-sectioned disparities in the adoption of Analytics by sectors and the perceived gains that organisations have gone through. Original value by presenting empirical evidence, this study contributes to the emerging debate on data-driven HR, bringing out the transformative value of workforce analytics in creating agile, high performing organizations.

## 2. LITERATURE REVIEW

**Chalutz Ben-Gal (2019)** reviewed Human Resource (HR) analytics based in ROI, with an emphasis on tools for how to do it in practice in companies. The research highlighted the

increasing role of data-based decision-making in HR and offered models for calculating return on investment (ROI) of analytics initiatives. The author stressed the importance of organizations implementing the use of HR analytics tools as a way to increase their management of talent, improve employee performance, and ensure HR practices were in sync with the organization's strategic business objectives. The authors emphasized successfully utilising HR analytics was dependent on a balance of well-developed technical competencies and managerial acumen.

**Dahlbom et al. (2020)** explored big data and HR analytics in the digital age and the impact of technological change on HR. Their research revealed that the use of big data analytics went to predict with a greater accuracy, a better way of planning, and to make the decisions based on evidence in HR management. They also discovered barriers to full adoption, such as privacy concerns, a lack of skills and resistance from the organizations. The study found that HR analytics perceive great benefits, but that its effective was determined by preparedness of the organization, and by milestones in terms of digital infrastructure and data decision making culture.

**Hamilton and Sodeman (2020)** investigated the strategic role of big data analytics in human capital resource management. Their finding underscored the fact that we must correctly pose the right questions in order to capitalise on big data when making HR decisions. They detailed the opportunities — such as predictive talent management, personalized employee development and strategic workforce planning — and the challenges, like ethical issues, data integration complications and skill gaps. The authors therefore argued that while big data was transformational in terms of potential for HRM, the use of big data in HRM was contingent on the presence of a discernable analytical strategy and the commitment of senior leadership.

**Huselid (2018)** offered a history and a description of workforce analysis — positing that it is both an HRM science and a practical application. In this introductory piece for a special issue, Huselid explained how workforce analytics had evolved into a strategic imperative, capable of enhancing organizational performance by integrating talent data with business results. Pursey said that there is an urgent need to integrate HR analytics into wider business strategies, and also urged HR practitioners to upskill to become more analytical so that the value of HR data is realized.

**Kiran et al. (2022)** investigated the relationship between human capital management and performance of the organization on the mediating effect of HR analytics. They found that efficient human capital management practices such as talent acquisition and learning and development were associated with higher performance in the organizations, and that HR analytics reinforced such relationship. The research revealed that HR analytics were a key enabler in translating investment in human capital initiatives into measureable business 'performance improvement' - thus strengthening the strategic contribution of evidence based HRM.

### 3. RESEARCH METHODOLOGY

This study assumes a descriptive and analytical research design to investigate the role of workforce analytics in human resource performance and organization performance in Hyderabad based firms. The descriptive lens is applied to an exploration of the degree to which workforce analytics is in use, while the analytical area examines the quantifiable impact upon HR efficiency and business performance metrics.

#### 3.1. Population and Sample

Population of the Study The population includes HR professionals- Executives, Managers, and Analysts in the IT, healthcare, manufacturing and service industries in Hyderabad city. Stratified simple random sampling was used to draw a total sample of 100 respondents, in order to get a proportional representation of the industries. There were 30 from IT, 25 from healthcare, 20 from manufacturing, and 25 from services.

#### 3.2. Data Sources

The data sources used were both primary and secondary. Original data were obtained by a structured questionnaire survey and a follow-up interview. Non-published-enterprise-data were extracted to record company financial reports, research articles, and industry white papers

### 3.3. Research Instrument

A structured questionnaire was formulated and categorized under five main sections:

- Demographics (Sector, Designation, Experience, Size of the organization)
- Adoption of workforce analytics (types of tools used, how frequently they are used, which areas of HR/TA are impacted)
- HR performance measures (objective measures before and after the application of analytics)
- Organization results (productivity, employee engagement, profitability).
- The perception (5-point Likert) statements evaluating the perceived importance of analytics from a strategic perspective

The questionnaire was pre tested among five HR professionals, whereby ambiguous items that were not relevant were refined.

### 3.4. Data Collection Procedure

Data collection took place in April-May 2022 over a period of four weeks. Data collection was conducted on both online (using Google Forms) and offline (hard copy) modes, depending on the availability of the participants. Beside survey responses, semi-structured interviews were also carried out on 10 senior HR managers to provide qualitative comments and the context of analytics application in their organizations.

Respondents were well informed about the research purpose and participation was fully voluntary. Informed consent was taken from the participants before the experiment.

### 3.5. Data Analysis Techniques

All collected data was coded and compiled for preliminary analysis using Microsoft Excel. Statistical Analysis the following were performed using SPSS for:

- Percentage, mean, standard deviation for descriptive statistics
- T-tests compared pre-UW and post-UW HR performance measurements
- Pearson correlation statistics to examine the association of analytics usage with organizational outcomes
- Cross tabulations to find out variance in industrial adoption of analytics and its impact

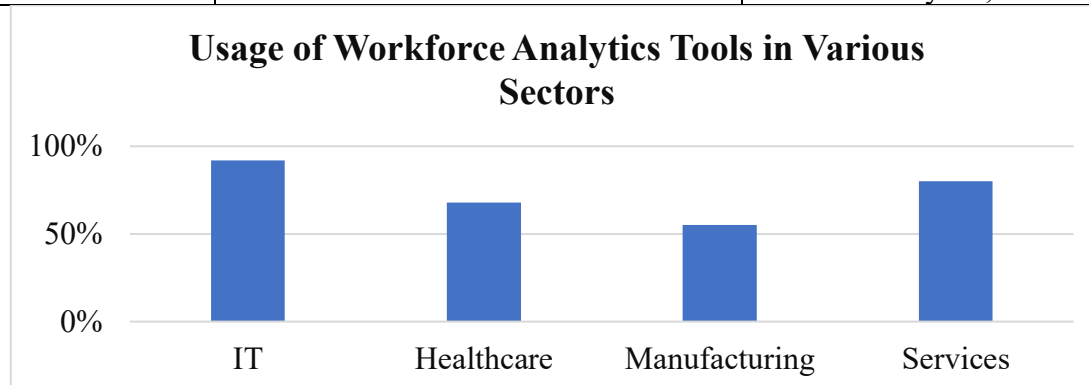
Interview qualitative data were thematically analysed to enhance and complement the quantitative results.

## 4. DATA ANALYSIS

The following section discusses the data collected from HR professionals working in different sectors in Hyderabad. Results: The findings point to the use of workforce analytics technology, its relationship to HR performance metrics, and organizational outcomes in analytics-based organizations. These key findings are highlighted in tables and described in a few words to visualize the strategic computational contribution in workforce analytics.

**Table 1: Usage of Workforce Analytics Tools in Various Sectors**

Sector	Percentage of Firms Using Analytics	Common Tools Used
IT	92%	Power BI, Tableau, Python
Healthcare	68%	SAP HR Analytics, Excel
Manufacturing	55%	Excel, Oracle HRMS
Services	80%	Zoho Analytics, SPSS

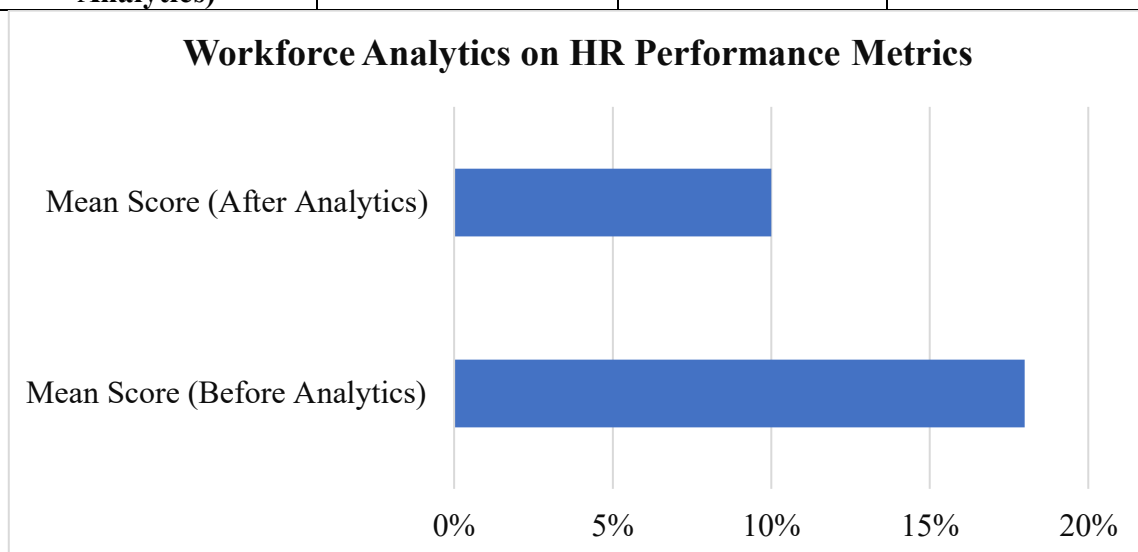


**Figure 1: Usage of Workforce Analytics Tools in Various Sectors**

The statistics in Table 1 shows that adoption of advanced level of workforce analytics is highest in the IT industry in Hyderabad with 92 percent of companies having advanced tools such as Power BI, Tableau and Python. This is an evidence of a highly tech-savvy sector and readiness it has to use data for strategic HR decision making. The services industry is not far behind, as 80% of companies have implemented tools such as Zoho Analytics and SPSS, proving an increasing realization of the role of analytics in managing people. The healthcare industry is relatively more moderate with an adoption rate of 68%, as it leverages more on classic tools like SAP HR Analytics and Excel. Manufacturing is the slowest, at 55 per cent, and uses various tools, mostly Excel and Oracle HRMS, so little or no advanced analytics is integrated. These findings reveal that, even in the most technology dominated sectors of our economy, workforce analytics and planning is still emerging and those organizations in non-digital industries have the opportunity to improve and bring their business into the digital age.

**Table 2: Impact of Workforce Analytics on HR Performance Metrics**

HR Metric	Recruitment Cycle Time	Time to Productivity	Employee Turnover Rate
Mean Score (Before Analytics)	42 days	5 months	18%
Mean Score (After Analytics)	28 days	3.5 months	10%

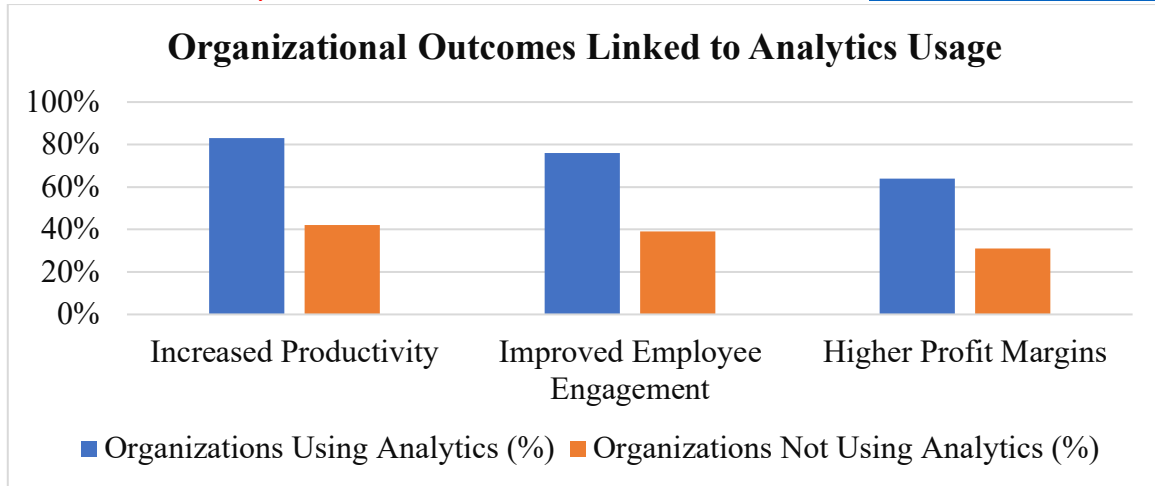


**Figure 2: Impact of Workforce Analytics on HR Performance Metrics**

Table 2 shows how workforce analytics can make a real difference to fundamental HR performance measures. Average time to fill became substantially faster, dropping from 42 days to 28 days, which suggests that decisions to hire were being made faster than ever and that the job candidate experience was getting better overall. Appetite for success Within 9 months of this solution introduction, it was already known that time to full productivity for newly onboarded employees had been cut from 5 months to 3.5 months-- proof that analytics could be used to help hone on boarding and training strategies. Additionally, employee turnover also progressed from 18% to 10%, driven by greater employee engagement, improved job-role match and data-driven retention initiatives. Taken together, these measures illuminate the strategic benefit brought by workforce analytics to a more efficient HR processes and global human capital management.

**Table 3: Organizational Outcomes Linked to Analytics Usage**

Outcome	Organizations Using Analytics (%)	Organizations Not Using Analytics (%)
Increased Productivity	83%	42%
Improved Employee Engagement	76%	39%
Higher Profit Margins	64%	31%



**Figure 3: Organizational Outcomes Linked to Analytics Usage**

Table 3 provides evidence of the positive impact workforce analytics has on important organizational measures. Of organizations that use workforce analytics, 83 percent saw productivity lift, whereas just 42 percent of those that don't—highlighting a significant performance differential through evidence-based decision-making. Likewise, 76% of analytics adopters saw an increase in employee engagement — nearly twice the 39% realized by its non-adopting counterparts. This also implies that analytics makes employee programs, more focused and efficient. And 64% of companies are delivering stronger profit margins with analytics, while only 31% of those that aren't. These results indicate that the strategic use of workforce analytics is not only a beneficial to the functions of HR, but also has a strong impact on overall business success, meaning analytics is becoming a key asset in gaining the edge provided by competition.

## 5. CONCLUSION

The research showed the work force analytics as an effective strategic instrument for improving HRM performance and impactful to the organization's success. Using a data-driven approach, companies in Hyderabad—especially those in IT and services—have gained efficiencies in hiring, lowered turnover, accelerated time to productivity and enhanced employee engagement. They all, also, have seen an increase in organization productivity and profitability as well, with analytics being adopted. Adoption is relatively low in the manufacturing sector, however, there is clearly interest and opportunity here. The findings suggest the benefit of having analytics as part of HR activities that can be used not only to maximise operations internally but also to provide direction in terms of HR and business strategies. Invest in analytics capabilities The Future of HR 2020 Having a workforce of the future requires investing in tools, training and systems that allow HR to use data to make smart, timely, strategic decisions.

## REFERENCES

1. Al Aina, R., & Atan, T. (2020). *The impact of implementing talent management practices on sustainable organizational performance. Sustainability, 12(20), 8372.*
2. Bouaziz, F., & Smaoui Hachicha, Z. (2018). *Strategic human resource management practices and organizational resilience. Journal of Management Development, 37(7), 537-551.*
3. Chalutz Ben-Gal, H. (2019). *An ROI-based review of HR analytics: practical implementation tools. Personnel Review, 48(6), 1429-1448.*
4. Dahlbom, P., Siikanen, N., Sajasalo, P., & Jarvenpää, M. (2020). *Big data and HR analytics in the digital era. Baltic Journal of Management, 15(1), 120-138.*
5. Garavan, T., McCarthy, A., Lai, Y., Murphy, K., Sheehan, M., & Carbery, R. (2021). *Training and organisational performance: A meta-analysis of temporal, institutional and organisational context moderators. Human Resource Management Journal, 31(1), 93-119.*
6. Hamilton, R. H., & Sodeman, W. A. (2020). *The questions we ask: Opportunities and challenges for using big data analytics to strategically manage human capital*

- resources. Business Horizons, 63(1), 85-95.*
7. Huselid, M. A. (2018). *The science and practice of workforce analytics: Introduction to the HRM special issue. Human Resource Management, 57(3), 679-684.*
  8. Kiran, V. S., Shanmugam, V., Raju, R. K., & Kanagasabapathy, J. R. (2022). *Impact of human capital management on organizational performance with the mediation effect of human resource analytics. International Journal of Professional Business Review: Int. J. Prof. Bus. Rev., 7(3), 9.*
  9. Levenson, A. (2018). *Using workforce analytics to improve strategy execution. Human Resource Management, 57(3), 685-700.*
  10. Margherita, A. (2022). *Human resources analytics: A systematization of research topics and directions for future research. Human Resource Management Review, 32(2), 100795.*
  11. McIver, D., Lengnick-Hall, M. L., & Lengnick-Hall, C. A. (2018). *A strategic approach to workforce analytics: Integrating science and agility. Business Horizons, 61(3), 397-407.*
  12. Minbaeva, D. B. (2018). *Building credible human capital analytics for organizational competitive advantage. Human Resource Management, 57(3), 701-713.*
  13. Nocker, M., & Sena, V. (2019). *Big data and human resources management: The rise of talent analytics. Social Sciences, 8(10), 273.*
  14. Ogbonnaya, C., & Valizade, D. (2018). *High performance work practices, employee outcomes and organizational performance: a 2-1-2 multilevel mediation analysis. The International Journal of Human Resource Management, 29(2), 239-259.*
  15. Paper Published on 'Competency management – Issue and Challenges' in the Book Titled 'Competency management – Issue and Challenges' 1 edition, Himalaya Publishing, ISBN 978 -93-5024-658-0 First edition 2010 by Prof Smitha Sambrani.
  16. Paper Published on 'Employee Involvement 'A Tool for Organizational Excellence, "in International Journal Research in Commerce and Management Vol No 1, Issue 4 ISSN 0976-2183 Aug 2010 By Prof Smitha Sambrani.
  17. Shet, S. V., Poddar, T., Samuel, F. W., & Dwivedi, Y. K. (2021). *Examining the determinants of successful adoption of data analytics in human resource management—A framework for implications. Journal of Business Research, 131, 311-326.*

